

AMBAG

Board of Directors Meeting

January 10, 2024



Item #1: Call To Order



Item #2: Pledge of Allegiance



Item #3: AB 2449 Vote On “Just” and “Emergency” Cause

Recommended Action: Approve



Item #4: Roll Call



Item #5: Election of 2024 AMBAG Officers

Recommended Action: Approve



Item #5A: Report from Nomination Committee Chair

Recommended Action: Information



Item #5B: President

Recommended Action: Approve



Item #5C: 1st Vice President

Recommended Action: Approve



Item #5D: 2nd Vice President

Recommended Action: Approve



Item #6: Oral Communications from the Public on Items Not on the Agenda

**(A maximum of three minutes on any
subject not on the agenda)**



Item #7: Oral Communications from the Board on Items Not on the Agenda



Item #8A: Executive/Finance Committee

Recommended Action: Information



Item #8B: Monterey Bay National Marine Sanctuary (MBNMS) Advisory Council (SAC) Meeting

Recommended Action: Direct



Item #9A: Executive Director's Report – 2024 Goals for the Executive Director

Recommended Action: Approve



Item #10: Consent Agenda (Items #10A – 10E)

Recommended Action: Approve



Item #11: Items Removed from Consent Calendar for Discussion and Possible Action



Item #12A: Final Draft 2026 Regional Growth Forecast

Recommended Action: Approve



Final Draft 2026 Regional Growth Forecast

Heather Adamson, AMBAG
Beth Jarosz, Population Reference Bureau

January 10, 2024



Overview

- Background and purpose of forecast
- Final draft forecast results
- Next steps
- Recommendation



What is the Forecast?

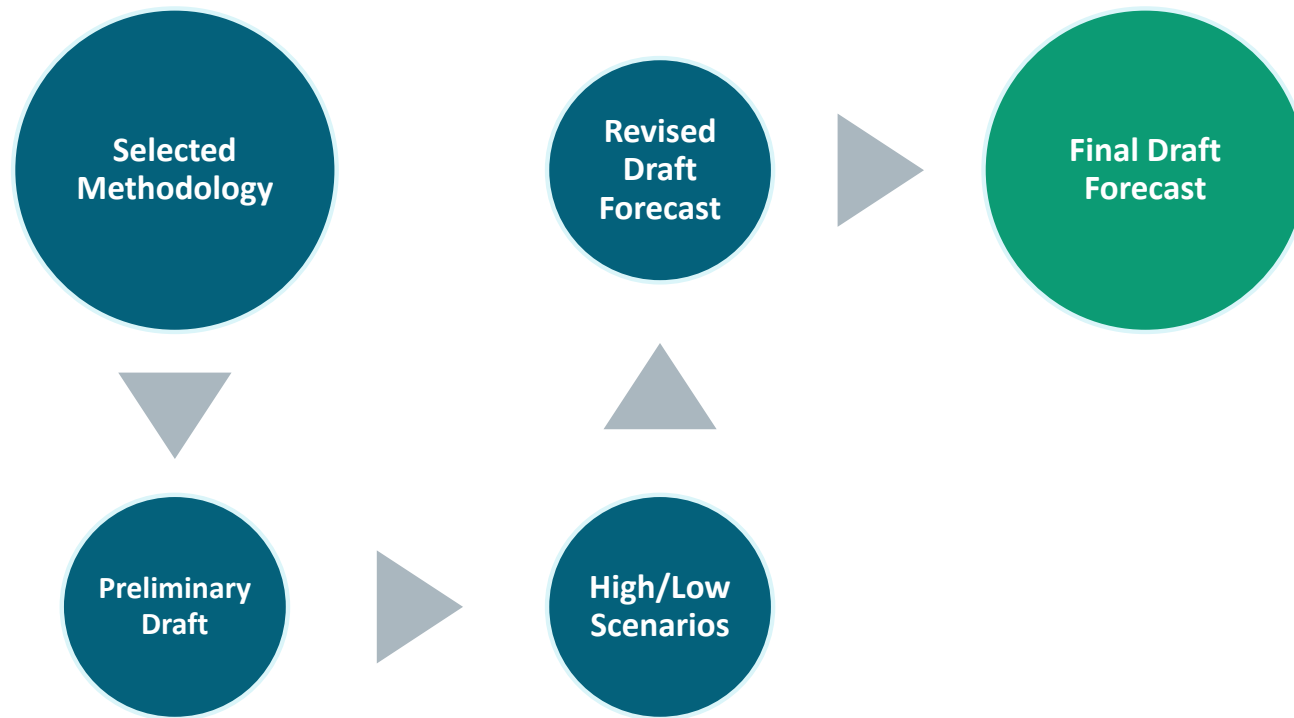
- Forecast for tri-county area:
 - Population
 - Housing
 - Employment
- Base Year – 2020
- Horizon Year – 2050
- Basis for planning for growth in the MTP/SCS, transportation project level analysis, corridor studies, economic analysis, etc.
- Input for the Regional Travel Demand Model which forecasts travel patterns



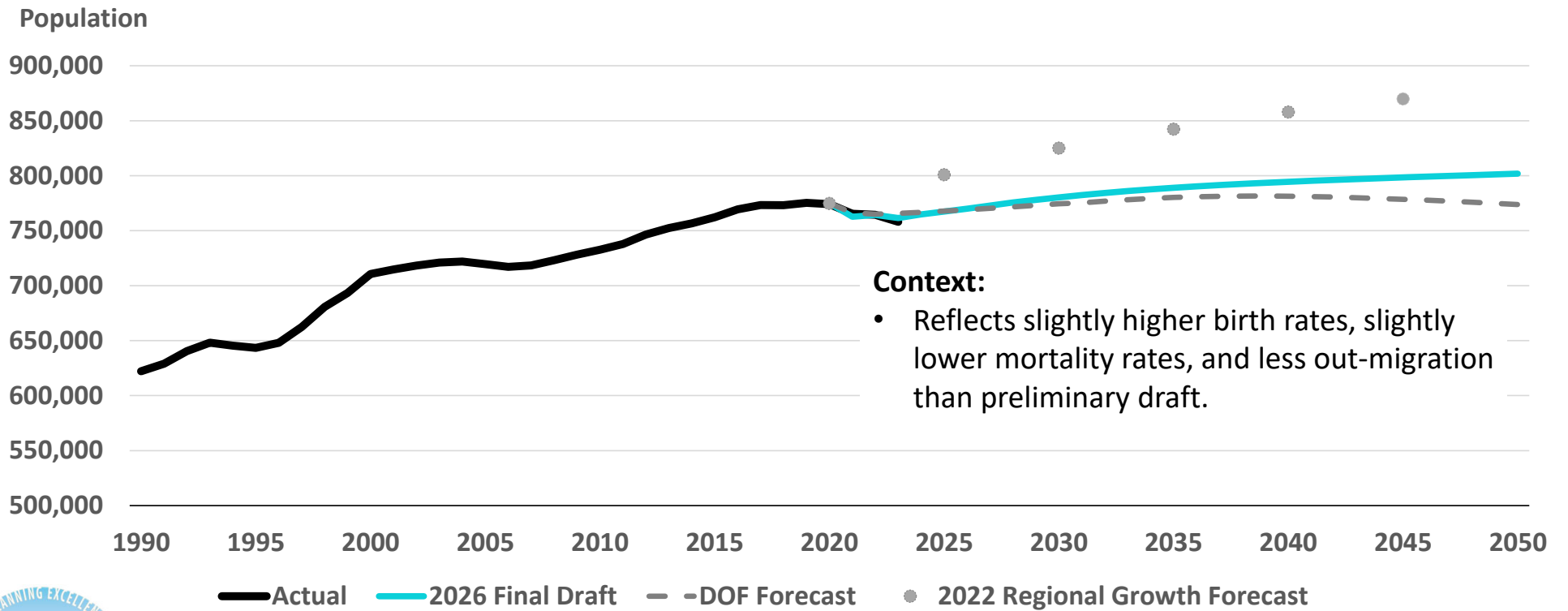
How the forecast relates to other planning efforts?

- Forecast is an expectation of growth not the same as...
 - General plan: General plan is buildout; forecast is anticipated growth by 2050
 - Regional Housing Needs Allocation (RHNA): RHNA is an assessment of and plan for addressing 8-year housing need, forecast is anticipated growth by 2050
 - Region plan shall accommodate 6th Cycle RHNA by 2050
 - Local housing elements will be considered during subregional allocation

Forecast Progress to Date



Final Draft: AMBAG Region Population



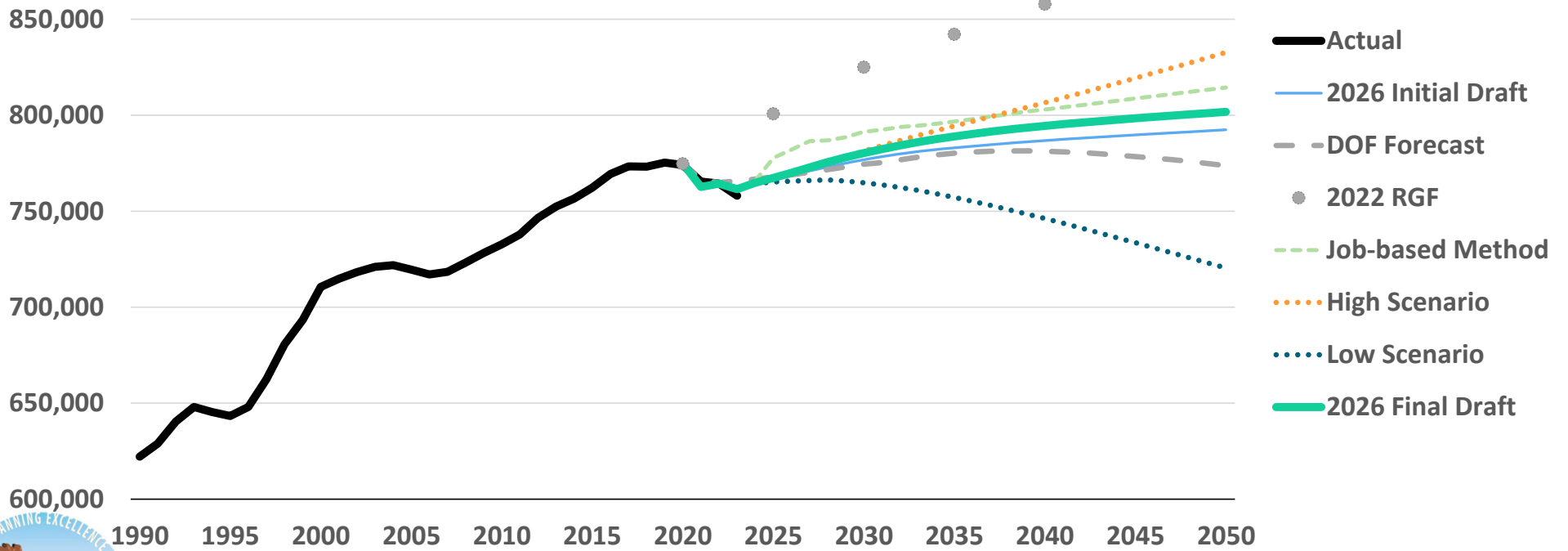
Sources: U.S. Census Bureau; California Department of Finance; PRB and AMBAG

Final Draft Regional Forecast Assumptions: Population

- Birth rates continue to fall for younger ages, rise for older ages
- Death rates decline slightly
- Domestic out-migration eases (slightly more than in revised draft) as housing supply grows

Final Draft Regional Forecast Is Between High and Low Scenarios

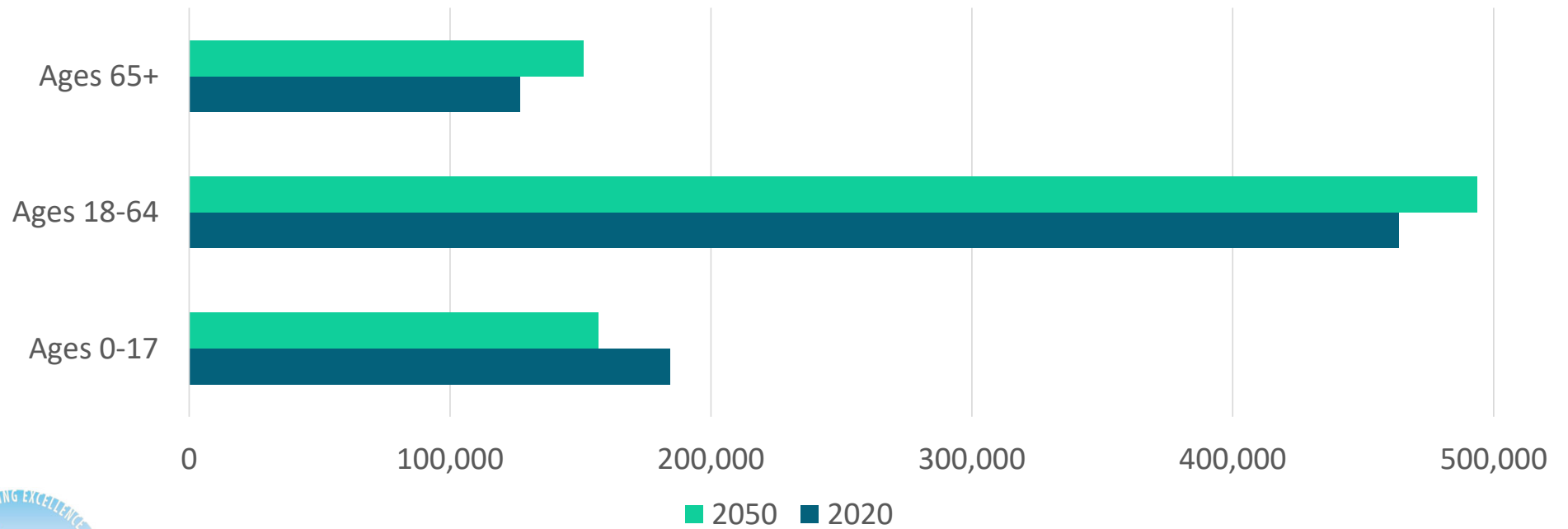
Population



Sources: U.S. Census Bureau; California Department of Finance; PRB and AMBAG

AMBAG Region Population by Age Shows Growth at Ages 18 and Older

Forecast Population by Age, AMBAG Region, 2020 and 2050



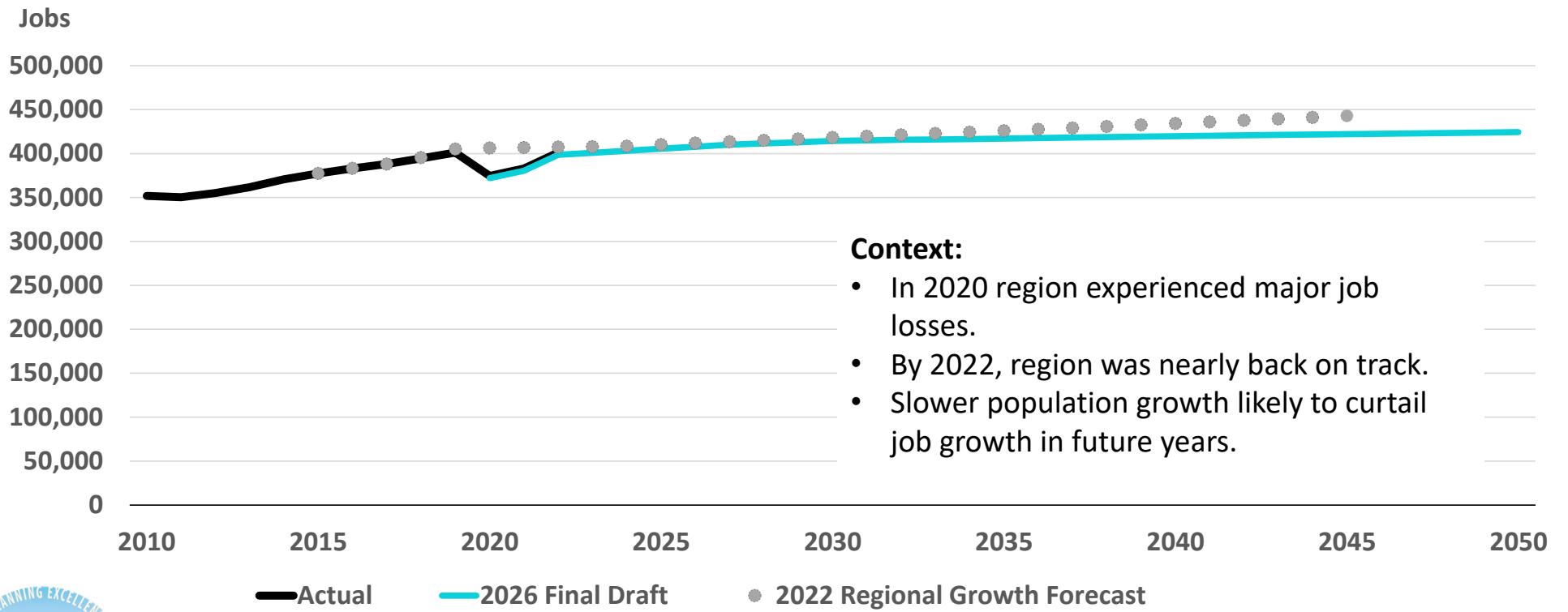
Sources: U.S. Census Bureau; California Department of Finance; PRB and AMBAG



Final Draft Regional Forecast Assumptions: Jobs

- Some industries will continue to grow:
 - Agriculture-related jobs, healthcare, and social assistance
- Some industries might shrink:
 - Retail, information
- The ratio of retail and self-employment jobs per capita trends slightly downward as the population ages

Final Draft: AMBAG Region Jobs

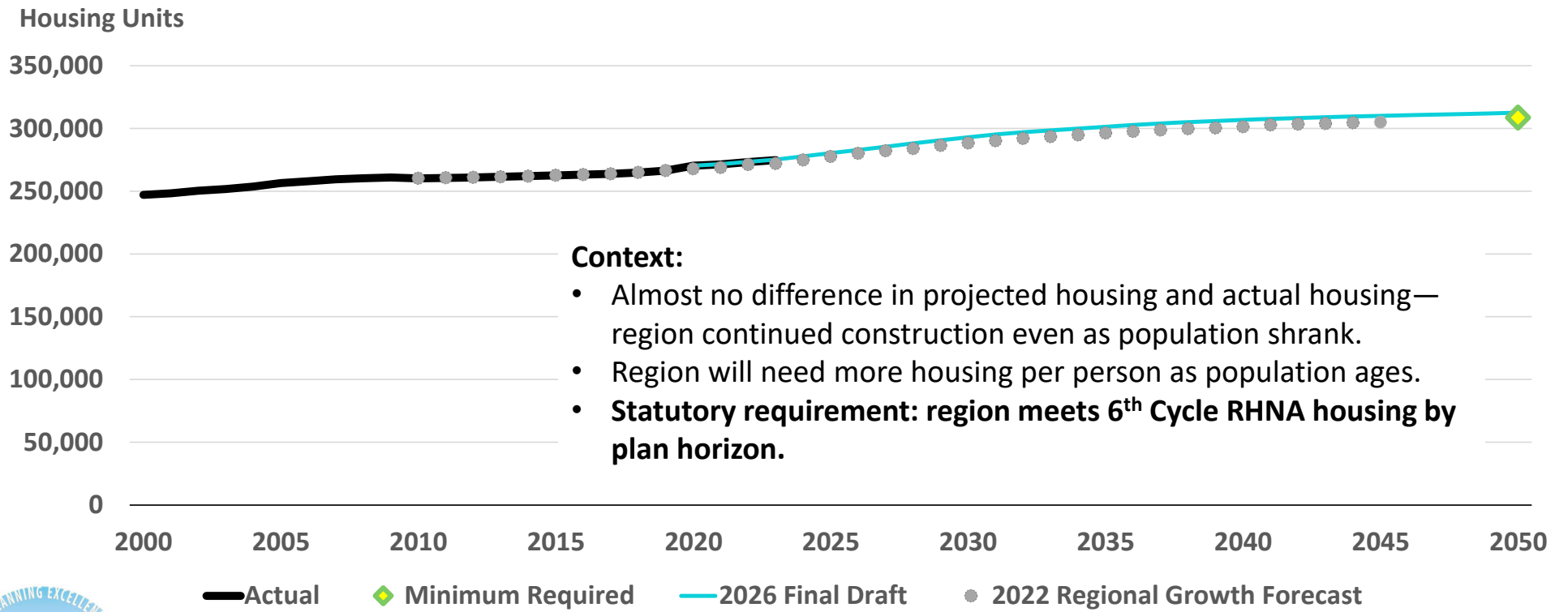


Sources: California Employment Development Department; InfoUSA/Data Axle; PRB and AMBAG

Final Draft Regional Forecast Assumptions: Housing

- Aging population leads to smaller household sizes
- Construction and policies begin to ease overcrowding
- Vacancy rates slowly return to normal

Final Draft: AMBAG Region Housing



Sources: U.S. Census Bureau; California Department of Finance; PRB and AMBAG



Regional Forecast Summary: Final Draft

REVISED DRAFT (Nov 2023)	2020	2030	2040	2050	Change (#)	Change (%)
Population	774,105	780,164	793,629	800,067	25,962	3.4%
Housing	270,341	292,478	306,057	311,499	41,158	15.2%
Jobs	372,030	413,882	419,428	424,236	52,206	14.0%
FINAL DRAFT (Jan 2024)	2020	2030	2040	2050	Change (#)	Change (%)
Population	774,105	780,296	794,486	801,785	27,680	3.6%
Housing	270,341	292,996	306,791	312,547	42,206	15.6%
Jobs	372,030	414,376	419,780	424,318	52,288	14.1%
Difference (Final – Rev)	2020	2030	2040	2050		
Population	0	132	857	1,718		
Housing	0	518	734	1,048		
Jobs	0	494	352	82		



Final Draft Is Higher Than Earlier Drafts But Remains Between High And Low Scenarios

Population	2020	2035	2050
2022 RGF	774,729	842,189	N/A
High Scenario	774,985	794,424	832,726
Job-Based Method	774,985	796,763	814,445
2026 Final Draft	774,985	789,000	801,785
2026 Revised Draft	774,985	788,535	800,067
2026 Preliminary Draft	774,985	783,061	792,452
DOF Forecast	774,985	780,252	773,782
Low Scenario	774,985	757,198	720,461



Regional Forecast Summary: Housing Grows Faster Than Population As Region Ages And Housing Market Stabilizes

	2020	2030	2040	2050	Change (#)	Change (%)
Population	774,105	780,296	794,486	801,785	27,680	3.6%
Housing	270,341	292,996	306,791	312,547	42,206	15.6%
Vacancy Rate (gross vacancy)*	8.4%	9.9%	10.2%	10.2%		
Persons Per Household	2.97	2.81	2.74	2.71		
Jobs	372,030	414,376	419,780	424,318	52,288	14.1%

*Gross vacancy is based on survey data from the U.S. Census Bureau and includes vacant for sale, rent, seasonal use, vacation rentals, and units that are being used for other reasons such as being used for a non-residential use.



Timeline

- January 10, 2024 – Board of Directors is scheduled to accept the final draft tri-county regional growth forecast for planning purposes
- January 2024 – Begin subregional allocation
- Spring 2024 – Draft subregional growth forecast
- Fall 2024 – Board of Directors scheduled to adopt the Final 2026 Regional Growth Forecast, including the subregional allocation



Recommendation

- The Board of Directors is asked to accept the tri-county final draft regional growth forecast for planning purposes and direct staff to begin subregional allocation forecast.

Item #12B: Carbon Reduction Program (CRP) Draft Program Criteria

Recommended Action: Information



Carbon Reduction Program (CRP) Draft Project Selection Criteria

Will Condon
Associate Planner
January 10, 2024



Outline

- Carbon Reduction Program (CRP) Background
- Draft Project Selection Criteria
- Schedule and Next Steps
- Input/Questions



Carbon Reduction Program Background

- What is CRP?
- Main objective of CRP is to reduce GHG emissions from transportation
- 5-year funding program
- State is expected to receive total of \$550 million over 5 years
- AMBAG region to receive \$6.83 million over 5 years



Draft Project Selection Criteria

Section A – Carbon Reduction Program Goal Alignment (50 points total)

1. Project aligns with State’s Carbon Reduction Strategy - 5 points
2. The project is expected to reduce transportation emissions - 10 points
3. The project incorporates one of the following elements – 15 points
 - a. The project incorporates complete streets treatments
 - b. This project supports Zero Emissions Vehicles and/or ZEV infrastructure
 - c. The project improves bicycle, pedestrian or transit design features
4. The project improves access and/or closes a gap for transportation disadvantaged communities - 10 points
5. The project promotes equity in CRP distribution throughout the region - 10 points



Draft Project Selection Criteria (cont.)

Section B - Project Readiness & Cost Effectiveness (25 points total)

1. Project is ready to bid within two years - 5 points
2. The request for funding (including local match) will fully fund the project - 5 points
3. Project has completed the environmental phase - 5 points
4. Project status for the design/right-of-way phases (Project readiness) - 5 points
5. The project has a positive benefit/cost ratio - 5 points

Draft Project Selection Criteria (cont.)

Section C - Project Information & Regional Significance (25 points total)

1. Project is projected to reduce AADT in corridor or project area - 5 points
2. The project will mitigate safety hazards - 5 points
3. The project serves regional travel (regionally significant)- 5 points
4. The project benefits Disadvantaged Communities - 5 points
5. The project benefits people with disabilities - 5 points



Schedule and Next Steps

Development of project selection criteria	December 2023
Consultation with partner agencies	Oct - Dec 2023
Draft CRP Project Selection Criteria for AMBAG Board approval	February 2024
Call for projects, review and selection	Spring 2024
Draft CRP Projects recommended for AMBAG Board approval	June 2024
MTIP Programming	September 2024
Obligation (E76) Deadline	Sept 30, 2025
Expenditure Deadline	Sept 30, 2030

Input/Questions

Will Condon

wcondon@ambag.org

(831) 264-5105



**Item #13A: Closed Session –
Conference With Legal Counsel
Pursuant to Government Code
54956.9**

Recommended Action: Approve



Item #14: Reconvene from Closed Session

Recommended Action: Report



Item #15: Adjournment

Next meeting: February 14, 2024

